



"Multi-station" Hopper Loader

SAL-5HP-UG124 & SHR-12U-S

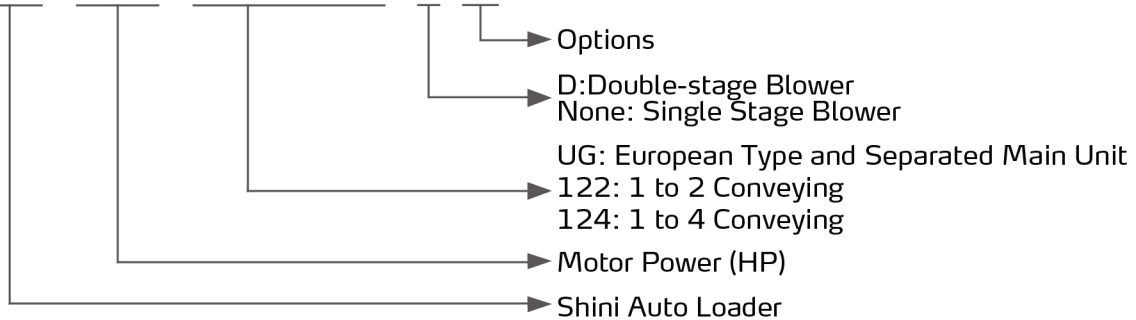


Refer carefully to this manual before operation.

SAL-UG122/UG124 Series


■ Coding Principle

SAL - xxHP - UG122/124 - D -xx



■ Features

- "One-to-Two or One-to-Four" hopper loader can greatly lower the cost.
- SAL-5HP-UG122/124 adopts cyclone filtering integrated design to effectively reduce the load of filter
- Separate dust collector is convenient for dust cleaning
- Equipped with faults and motor overload indicators to show faults fast
- Equipped with vacuum-breaking valve to protect the blower
- When collocating with SVH, it can be directly mounted on the IMM
- CE safety plug ensures safe and reliable operation



■ Application

This model, equipped with two or four SHR-U-S central vacuum hopper, is applicable to four multiple dehumidifying and drying machines (such as dehumidifying dryer "SDD"). Besides, it can also realize the "One-to-Two or One-to-Four" way of conveying materials to different molding machines or hoppers to greatly lower the cost.

SAL-UG122/124 Series

Options

Air accumulator auto purging device



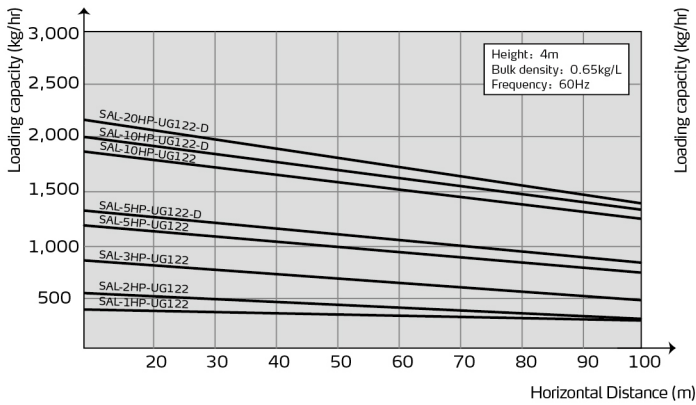
In the case of much impurity or recycled materials included in raw materials, main unit can be equipped with air accumulator auto washing unit as options, and add "A" at the end of model code. (Suitable for SAL-5HP-UG and models above)

Buzzer

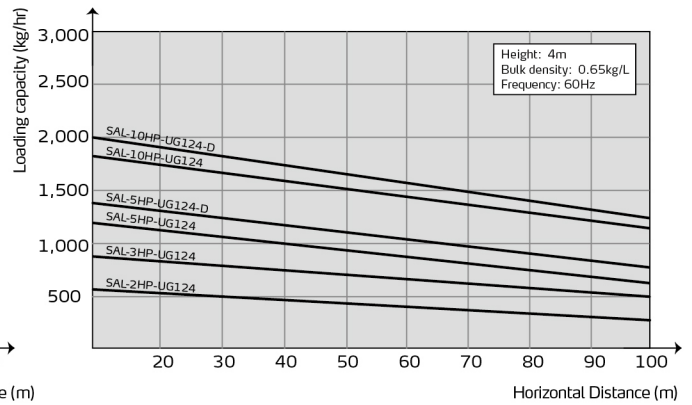


Buzzer is available as an option.

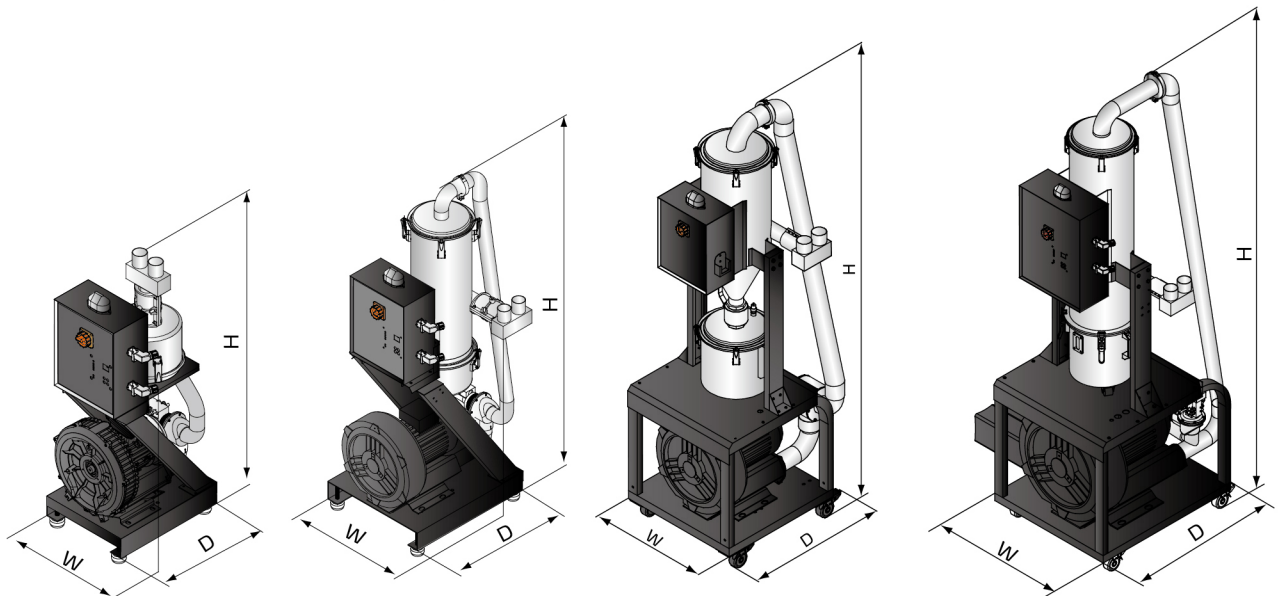
Loading Capacity (SAL-UG122)



Loading Capacity (SAL-UG124)



SAL-UG122 Outline Drawing



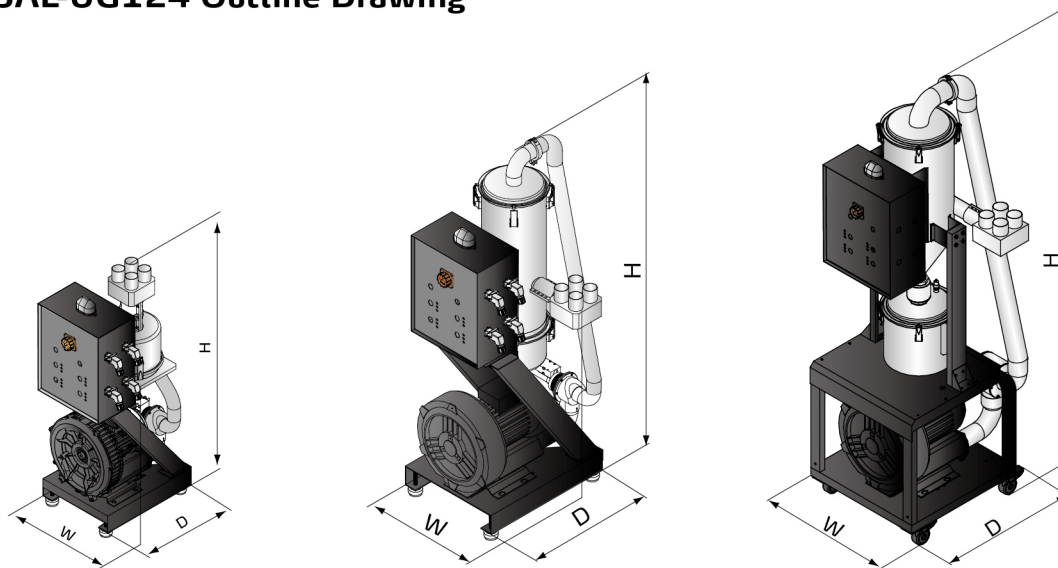
SAL-1HP ~ 3HP-UG122

SAL-5HP-UG122(-D)

SAL-10HP-UG122(-D)

SAL-20HP-UG122-D

SAL-UG124 Outline Drawing



SAL-2HP~3HP-UG124

SAL-5HP-UG124(-D)

SAL-10HP-UG124(-D)

SAL-UG122 Specifications

Model	Main Unit				Hopper Receiver				Conveying Pipe Dia. (inch)	Air Suction Pipe Dia. (inch)	Conveying Capacity				
	Motor Power (kW, 50/60Hz)	Specification	Dimension H×W×D		Weight		Applied to	Capacity			kg/hr	lb/hr			
			mm	inch	kg	lb		L					gal	kg	lb
SAL-1HP-UG122	0.75/0.85	3Φ	1000×400×500	39.4×15.7×19.7	52	115	SHR-3U-S×2	3	0.8	4.5	9.9	1.5	2	400	882
SAL-2HP-UG122	1.5/1.8	3Φ			56	123	SHR-6U-S×2	6	1.6	7.5	17	550	1213		
SAL-3HP-UG122	1.85/2.0	3Φ			60	132	SHR-12U-S×2					800	1764		
SAL-5HP-UG122	3.75/4.2	3Φ	1380×540×600	54.3×21.3×23.6	175	386	SHR-12U-S×2	12	3.2	9	20	1.5	2	1200	2646
SAL-5HP-UG122-D	3.4/3.8		1380×670×600	54.3×26.4×23.6	180	397	SHR-12U-S×2						1.5	2	1350
SAL-10HP-UG122	7.5/8.6	3Φ	1988×674×790	78.3×26.5×31.1	185	408	SHR-36U-S×2	36	9.5	12	26	2	2.5	1800	3968
SAL-10HP-UG122-D			1988×840×787	78.3×33×31	192	423	SHR-36U-S×2							2000	4409
SAL-20HP-UG122-D	13/15	3Φ	2200×745×1000	86.6×29.3×39.4	246	542	SHR-48U-S×2	48	12.7	20	44	2.5	3	2200	4850

Notes: 1) Test condition of conveying capacity: Plastic material of bulk density 0.65kg/L(5.5lb/gal), dia. 3~5mm/0.12~0.2inch, vertical conveying height: 4m/13.1feet, horizontal conveying distance: 5m/16.4feet.
2) Power supply: 3Φ, 230/400/460/575V, 50/60Hz.

SAL-UG124 Specifications

Model	Main Unit				Hopper Receiver				Conveying Pipe Dia. (inch)	Air Suction Pipe Dia. (inch)	Conveying Capacity				
	Motor Power (kW, 50/60Hz)	Specification	Dimension H×W×D		Weight		Applied to	Capacity			kg/hr	lb/hr			
			mm	inch	kg	lb		L					gal	kg	lb
SAL-2HP-UG124	1.5/1.8	3Φ	1050×430×555	41.3×17×21.9	60	132	SHR-3U-S×4	3	0.8	4.5	9.9	1.5	2	550	1213
SAL-3HP-UG124	1.85/2.0	3Φ			65	143	SHR-6U-S×4	6	1.6	7.5	17	800	1764		
SAL-5HP-UG124	3.75/4.2	3Φ	1380×640×630	54.3×25.2×24.8	175	386	SHR-12U-S×4	12	3.2	9	20	1.5	2	1200	2646
SAL-5HP-UG124-D	3.4/3.8		1380×690×630	54.3×27.2×24.8	180	397	SHR-12U-S×4							1350	2976
SAL-10HP-UG124	7.5/8.6	3Φ	1988×767×790	78.3×30.2×31.1	185	408	SHR-36U-S×4	36	9.5	12	26	2	2.5	1800	3968
SAL-10HP-UG124-D			1988×934×787	78.3×36.8×31	192	423	SHR-36U-S×4							2000	4409

Notes: 1) Test condition of conveying capacity: Plastic material of bulk density 0.65kg/L(5.5lb/gal), dia. 3~5mm/0.12~0.2inch, vertical conveying height: 4m/13.1feet, horizontal conveying distance: 5m/16.4feet.
2) Power supply: 3Φ, 230/400/460/575V, 50/60Hz.